



DW-HE24/2.5

LED Strips - For Tunable Applications



- High efficacy dynamic white linear LED strip for tunable applications
- 14 diodes per 2" cut point
- 7 diodes per one color temperature
- Ambient operating temp: -4-145°F
- Installation temp: 50-100°F | Storage temp: -4-140°F
- Calculated L70 = 70000 hrs
- When using DALI and DMX power supplies, LED wattage must be doubled

1	2	3	4	5	6	7	8
V/WATTS	RATED	CCT - LUMENS/CRI	CONNECTOR/WIRE IN	CONNECTOR/WIRE OUT	WIRE COLOR	WIRE TYPE	ILLUMINATED LENGTH
DW-HE24/2.5							

Sample Part Number: **DW-HE24/2.5-DRY-20/27-BW-CLS-WH-CL2-48"**

1	2	3	4	5	6	7	8
V/WATTS	RATED	CCT - LUMENS/CRI	CONNECTOR/WIRE IN	CONNECTOR/WIRE OUT	WIRE COLOR	WIRE TYPE	ILLUMINATED LENGTH
DW-HE24/2.5 Voltage: 24VDC Wattage: 2.5W/ft LED engine is built with 3 wires requiring 0-10V, DMX or DALI control. Using DALI, DMX, or non QTL power supplies may double watts/ft. See following pages for compatible power supplies.	DRY IP20	18/30 1800K/3000K 18/35 1800K/3500K 20/27 2000K/2700K 20/30 2000K/3000K 24/40 2400K/4000K 27/40 2700K/4000K 27/55 2700K/5500K	BW Bare Wire (Standard 24") CLS Closed End (No feed) CON6 Connector 6" CON24 Connector 24" Connector/Wire In not needed to specify product. Typical selection is BW. BW: Standard length is 24"; Max length is 120". Request custom length by writing in part number next to BW (example: BW48)	BW Bare Wire (Standard 24") CLS Closed End (No feed) CON6 Connector 6" CON24 Connector 24" Connector/Wire Out not needed to specify product. Typical selection is CLS or BW. BW: Standard length is 24"; Max length is 120". Request custom length by writing in part number next to BW (example: BW48)			
	DMP IP54	22/30 2200K/3000K 22/35 2200K/3500K 24/30 2400K/3000K 24/40 2400K/4000K 27/40 2700K/4000K	BW Bare Wire (Standard 24") CON6 Connector 6" CON24 Connector 24" Connector/Wire In not needed to specify product. Typical selection is BW. BW: Standard length is 24"; Max length is 120". Request custom length by writing in part number next to BW (example: BW48)	BW Bare Wire (Standard 24") CLS Closed End (No feed) CON6 Connector 6" CON24 Connector 24" Connector/Wire Out not needed to specify product. Typical selection is CLS or BW. BW: Standard length is 24"; Max length is 120". Request custom length by writing in part number next to BW (example: BW48)			
	WET IP67	18/30 1800K/3000K 18/35 1800K/3500K 20/27 2000K/2700K 20/30 2000K/3000K 24/40 2400K/4000K 27/40 2700K/4000K 27/55 2700K/5500K	BW Bare Wire (Standard 24") CON6 Connector 6" CON24 Connector 24" Connector/Wire In not needed to specify product. Typical selection is BW. BW: Standard length is 24"; Max length is 120". Request custom length by writing in part number next to BW (example: BW48)	BW Bare Wire (Standard 24") CLS Closed End (No feed) CON6 Connector 6" CON24 Connector 24" Connector/Wire Out not needed to specify product. Typical selection is CLS or BW. BW: Standard length is 24"; Max length is 120". Request custom length by writing in part number next to BW (example: BW48)			
DRY	WH White BK Black		CL2 Class 2 CL2P Class 2 Plenum Rated CL2P only available with bare wire leads (BW)				2"-230" 2" increments Available in reel lengths of 19.2' (Class 2) and 100'. Each reel will have a 2' soldered lead wire attached. Contact factory for larger reels.
	WH White BK Black		CL2 Class 2 CL2P Class 2 Plenum Rated CL2P only available with bare wire leads (BW)				
	WH White BK Black		CL2 Class 2 CL2P Class 2 Plenum Rated CL2P only available with bare wire leads (BW)				

5 year warranty | Warranty only valid with QTL power supplies | Field modifications must comply with QTL's installation methods otherwise warranty is null & void | All data has +/- 5% tolerance | UL Listed | Consult factory for alternate Kelvin temperature | Title 24 - JA8-2019 Strips: DRY and WET rated, 2000K and above



DW-HE24/2.5

LED Strips - For Tunable Applications

3 CCT – LUMENS/CRI - DELIVERED LUMENS

[Calculated L70 = 70000 hrs]
Tested with DW-HE24/2.5-DRY
Data in this table is measured at the end point of each range. For example, 3000K value is taken from the 20/30K LED strip.

CCT	Lumen/ft	Luminous Efficacy	CRI Ra	CRI R9	TM30 Rf	TM30 Rg	Circuit Wattage
1800K	***	***	***	***	***	***	***
2000K	226	94 Lm/W	93	62	87	106	2.40
2400K	***	***	***	***	***	***	***
2700K	270	108 Lm/W	97	96	94	100	2.50
3000K	281	119 Lm/W	98	96	93	99	2.35
3500K	***	***	***	***	***	***	***
4000K	292	120 Lm/W	98	96	92	100	2.40
5500K	316	128 Lm/W	97	94	92	99	2.50

TEMPERATURE RATINGS

	Min	Max
Ambient Operating Temp - Surface	-4°F	145°F
Storage Temp	-4°F	140°F
Installation Temp	-50°F	100°F

4 / 5 CONNECTOR/WIRE – IN/OUT

Connector/Wire In or Out not needed to specify product. Standard configuration is BW for Wire In and CLS for Wire out

BW

14"

Bare Wire 24"
22 AWG

CON6/CON24


1.63"
.38"
1.34"
.39"

6" or 24" Overall
Wire Connector | 22 AWG
IP67 Rated, UL Listed

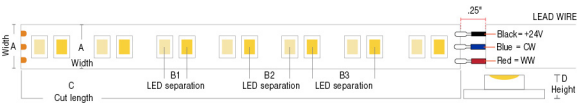
CLS

Not soldered

6 WIRE COLOR



8 ILLUMINATED LENGTH - DIMENSIONS



















Section (in)	A	B1	B2	B3	C	D
DRY (IP20)	0.39"	0.07"	0.20"	0.27"	2.00"	0.05"
DMP (IP54)	0.39"	0.07"	0.20"	0.27"	2.00"	0.12"
WET (IP67)	0.47"	0.07"	0.20"	0.27"	2.00"	0.18"



DW-HE24/2.5

LED Strips - For Tunable Applications

COMPATIBLE EXTRUSIONS

																
	WIDE	ROUND	TORQ	TRES	LALO	TALO	ARKA	TELA	VEVE	FLUR	EMBD	LATO	MDIN	OPTI-FLAT	OPTI-OPTICS	THIN
DRY	✓	✓	✓	✓	✓	✓	✓	✓	✓	✓	✓	✓	✓	✓	✓	✓
DMP	✓	✓	✓	✓	✓	✓	✓	✓	✓	✓	✓	✓	✓	✓		✓
WET	✓				✓	✓	✓	✓			EXCLUDES 30°, 45°, 60° LENS		✓	✓		NO LENS

COMPATIBLE POWER SUPPLIES

See power supplies cut sheets for more information. Data subject to change, all data has +/- 5% tolerance.

DIM TO LEVEL	INDOOR	OUTDOOR
	DW-HE Tunable Applications	DW-HE Tunable Applications
0.1%	QT-CAB-eLED+DALI-DT6 QT-CAB-eLED+DALI-DT8 QT-CAB-eLED+DALI-DT8-AWN QT-CAB-eLED+TW QT-CAB-eLED+TW-AWN QTM-eLED+DALI-DT6 QTM-eLED+DALI-DT8 QTM-eLED+DALI-DT8-AWN QTM-eLED+TW QTM-eLED+TW-AWN QZ-DMX	Q-SET-QZ-DMX QOM-eLED+DALI-DT6 QOM-eLED+DALI-DT8 QOM-eLED+PS-DALI-DT6 QOM-eLED+PS-DALI-DT8 QOM-eLED+TW QZ-DMX
1%	QZ-DALI-DT8	Q-SET+QZ-DALI-DT8 QZ-DALI-DT8
10%	Non-Dim Power Supply with TW App Dongle	



DW-HE24/2.5


LED Strips - For Tunable Applications

DIMMING PROTOCOL	INDOOR	OUTDOOR
	DW-HE Tunable Applications	DW-HE Tunable Applications
O-10V	QT-CAB-eLED+TW QT-CAB-eLED+TW-AWN QTM-eLED+TW QTM-eLED+TW-AWN	QOM-eLED+TW
Lutron Athena	QT-CAB-eLED+DALI-DT8-AWN QT-CAB-eLED+TW-AWN QTM-eLED+DALI-DT8-AWN QTM-eLED+TW-AWN	
DMX LED wattage must be doubled for DW-HE products	QZ-DMX	Q-SET-QZ-DMX QZ-DMX
DALI-2: DT6 LED wattage must be doubled for DW-HE products except for AWN	QT-CAB-eLED+DALI-DT6 QTM-eLED+DALI-DT6	QOM-eLED+DALI-DT6
DALI-2: DT8 LED wattage must be doubled for DW-HE products except for AWN	QT-CAB-eLED+DALI-DT8 QT-CAB-eLED+DALI-DT8-AWN QTM-eLED+DALI-DT8 QTM-eLED+DALI-DT8-AWN QZ-DALI-DT8	Q-SET+QZ-DALI-DT8 QOM-eLED+DALI-DT8 QZ-DALI-DT8
SCENE App Dimmed	Non-Dim Power Supply with TW App Dongle	

COMPATIBLE MOUNTING ACCESSORIES

<div>QUOVA-MICRO</div> <div></div> <div>QUOVA Knife Edge</div>	<div>SHIELD A - Medium</div> <div></div> <div>For standalone use</div>	<div>SHIELD B - Medium</div> <div></div> <div>For use within extrusions</div>	<div>BL-GRAZER</div> <div></div> <div>Backwards L Mounting Bracket</div>	<div>BL-MICRO</div> <div></div> <div>Backwards L Mounting Bracket</div>	<div>BL-LARGE</div> <div></div> <div>Backwards L Mounting Bracket</div>	<div>SD-L-LARGE</div> <div></div> <div>L Mounting Bracket</div>	<div>SD-L-MEDIUM</div> <div></div> <div>L Mounting Bracket</div>	<div>SD-L-MICRO</div> <div></div> <div>L Mounting Bracket</div>	<div>SD-J-LARGE</div> <div></div> <div>J Mounting Bracket</div>
<div>IQ-STRAP</div> <div></div> <div>Plastic strap, Fits all LED strips</div>	<div>IQ-CLIP-SS12</div> <div></div> <div>Metal clip, Fits DMP strip</div>	<div>IQ-CLIP-SS10</div> <div></div> <div>Metal clip, Fits WET strip</div>	<div>IQ-CLIP-PL</div> <div></div> <div>Plastic clip, Fits WET strip</div>						

COMPATIBLE WIRING ACCESSORIES





DW-HE24/2.5

LED Strips - For Tunable Applications

COMPATIBLE CONTROL ACCESSORIES

SCENE APP DONGLE



Wi-Fi or Bluetooth
Connectivity

COMPATIBLE APPS

NFC APP



Read and write
DMX addresses and
adjust voltage